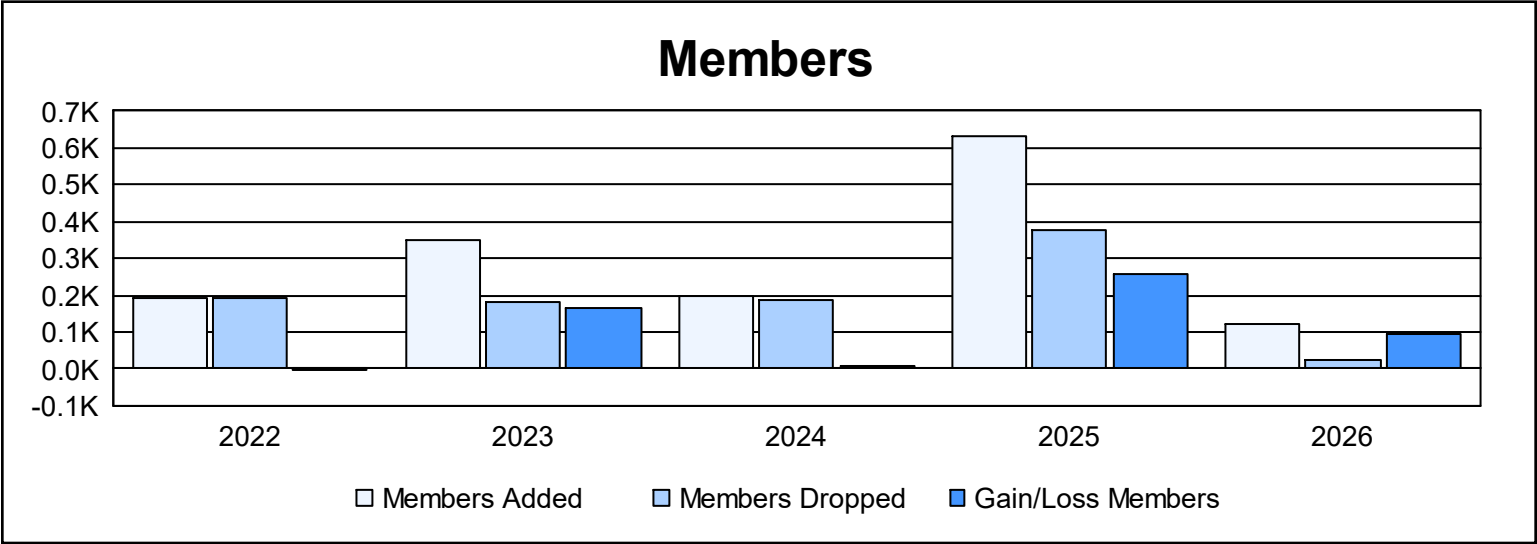
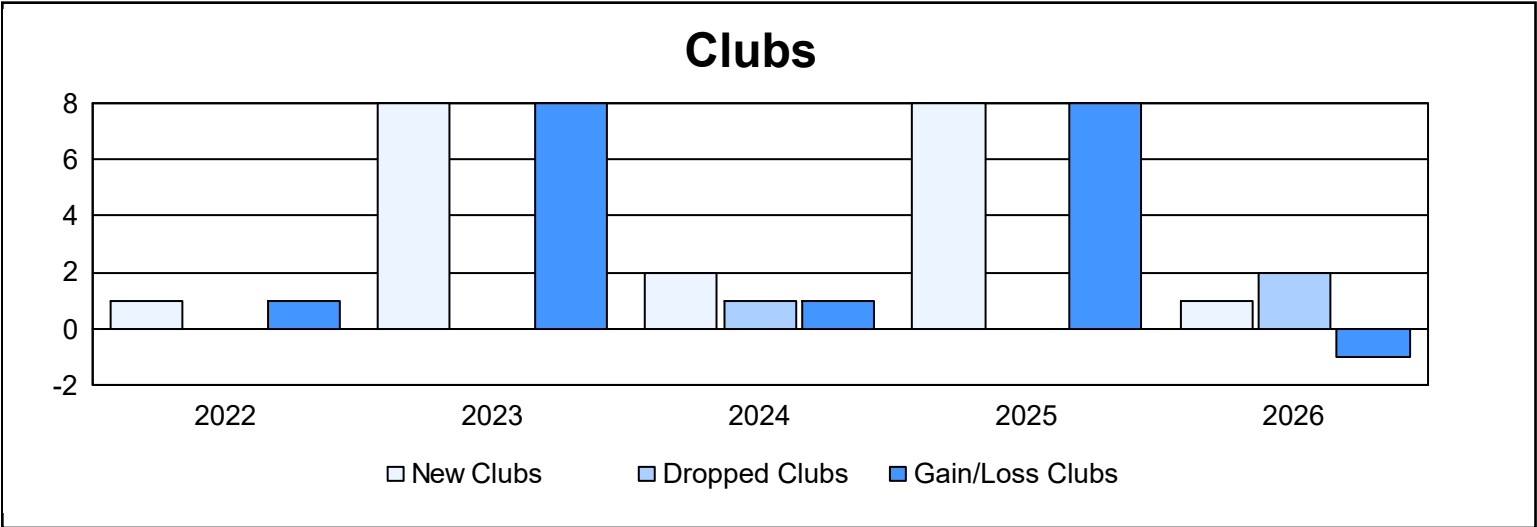
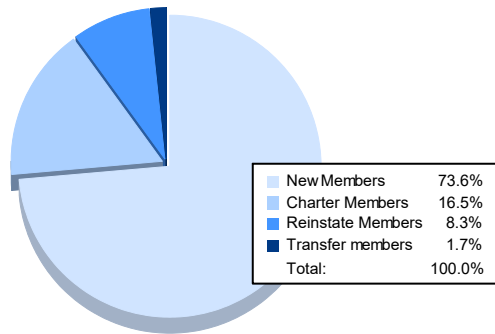


| Year | New Clubs | Dropped Clubs | Gain/ Loss Clubs | New Members | Charter Members | Reinstate Members | Transfer Members | Total Member Added | Total Members Dropped | Gain/ Loss Members |
|-----------|-----------|---------------|------------------|-------------|-----------------|-------------------|------------------|--------------------|-----------------------|--------------------|
| 2021-2022 | 1 | 0 | 1 | 118 | 25 | 38 | 9 | 190 | 193 | -3 |
| 2022-2023 | 8 | 0 | 8 | 143 | 191 | 12 | 4 | 350 | 184 | 166 |
| 2023-2024 | 2 | 1 | 1 | 121 | 54 | 20 | 0 | 195 | 188 | 7 |
| 2024-2025 | 8 | 0 | 8 | 311 | 281 | 26 | 14 | 632 | 377 | 255 |
| 2025-2026 | 1 | 2 | -1 | 89 | 20 | 10 | 2 | 121 | 26 | 95 |
| Average | 4 | 1 | 3 | 156 | 114 | 21 | 6 | 298 | 194 | 104 |



Membership Composition October 2025 Cumulative



Gender Composition October 2025 Cumulative

